



Plots 288-291, 311-314, 326-329

HERITAGE  
- REDROW -

# THE PORTMAN

THREE BEDROOM TERRACED HOME







Plots 334-337

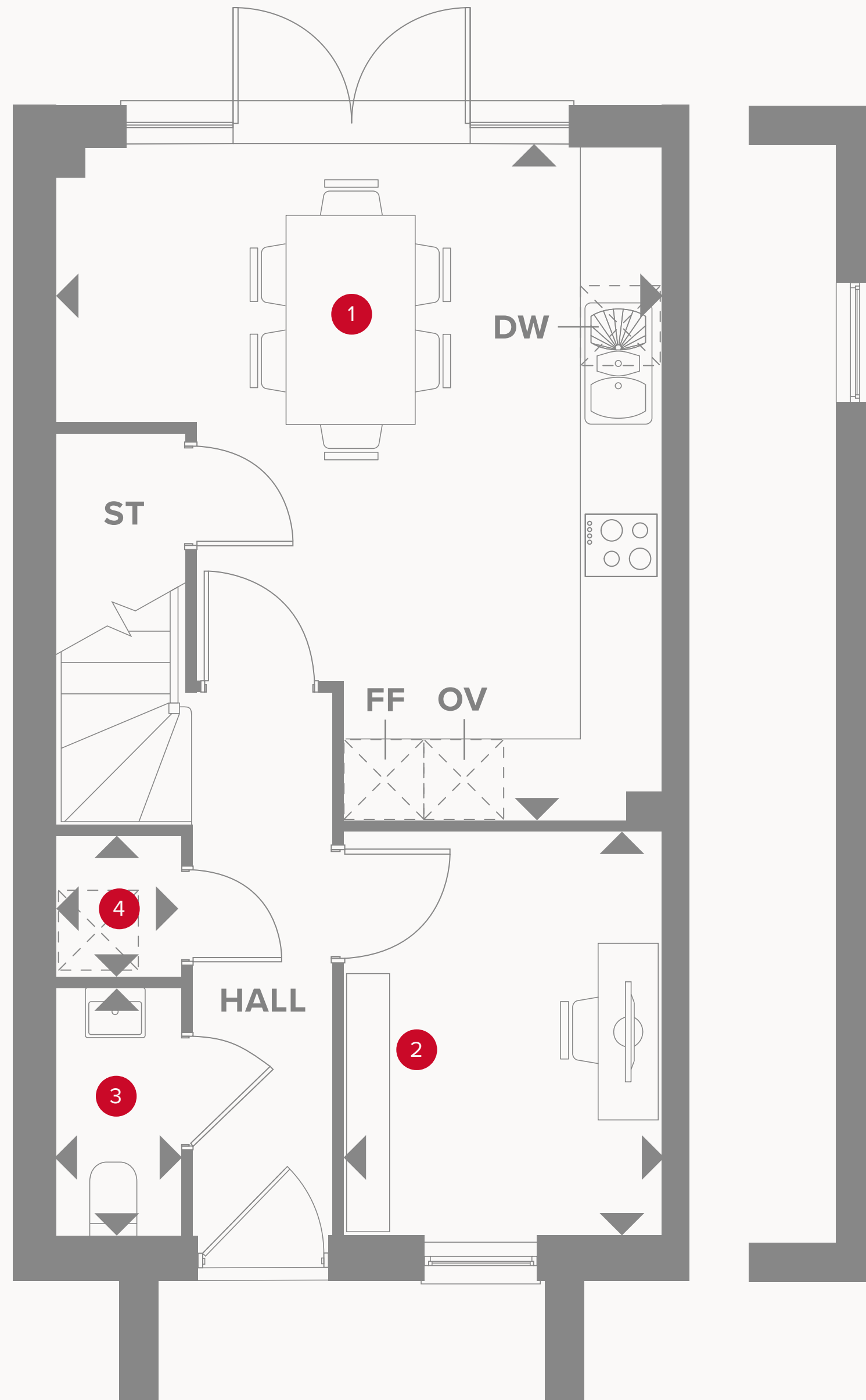
HERITAGE  
- REDROW -

# THE PORTMAN

THREE BEDROOM TERRACED HOME







Plots 288-291, 311-314, 326-329, 334-337

# THE PORTMAN GROUND FLOOR

1	Kitchen/Dining	16'10" x 15'2"	5.13 x 4.62 m
2	Study	10'2" x 8'0"	3.10 x 2.44 m
3	Cloaks	6'3" x 3'1"	1.90 x 0.94 m
4	Laundry	3'7" x 3'1"	1.09 x 0.94 m



## KEY

- Hob
- Oven
- Fridge/freezer
- Dimensions start

- Storage cupboard
- Washing machine space
- Dish washer space

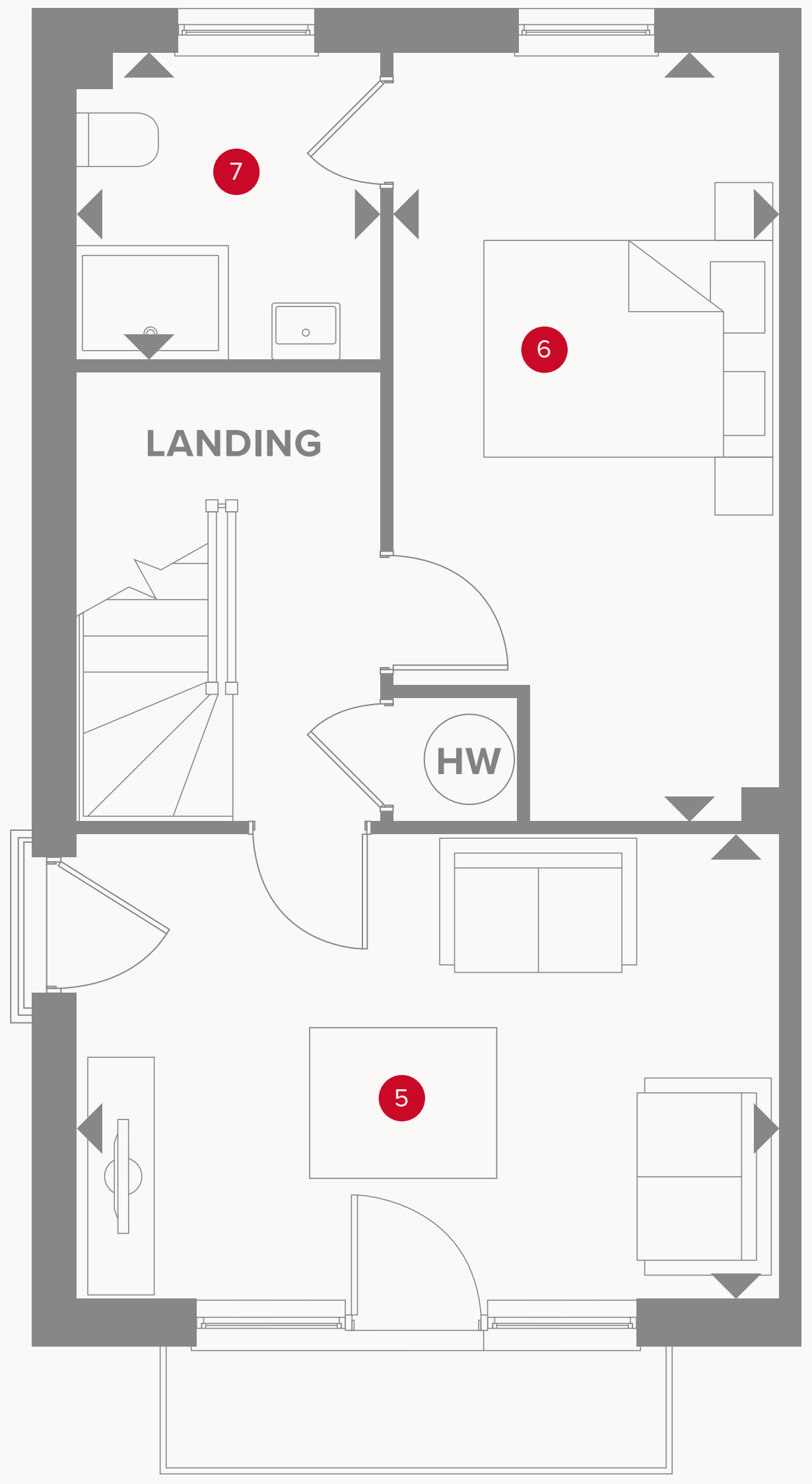


# THE PORTMAN FIRST FLOOR

5	Lounge	15'2" x 10'2"	4.62 x 3.11 m
6	Bedroom 1	13'11" x 8'4"	4.25 x 2.55 m
7	En-suite 1	6'10" x 6'6"	2.08 x 1.98 m

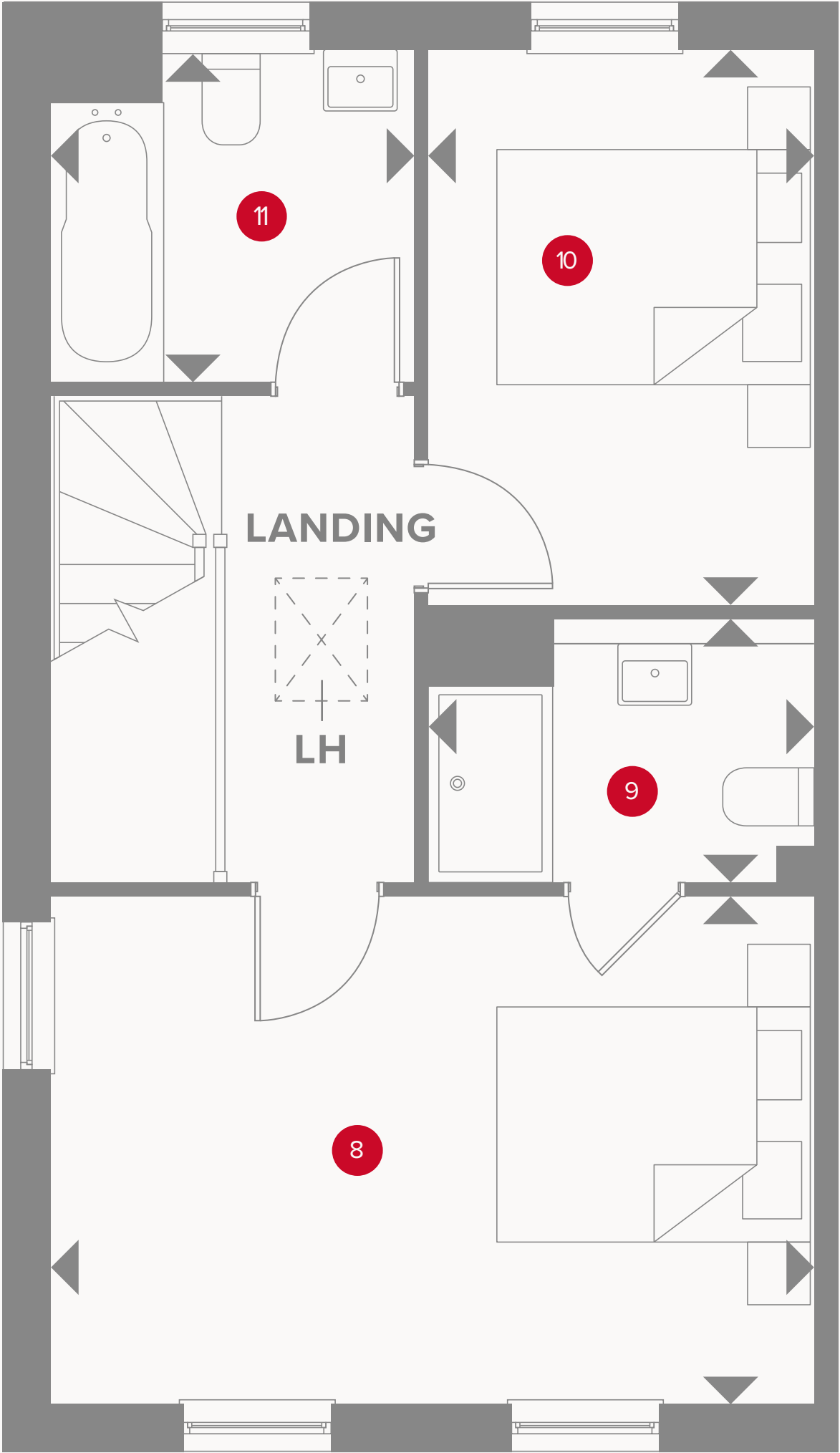


- KEY**
- ◀ Dimensions start
  - HW** Hot water cylinder



Juliet balcony to  
Plot 311 only.





Window to  
Plot 311 only.

# THE PORTMAN SECOND FLOOR

8	Bedroom 2	15'2" x 10'2"	4.62 x 3.09 m
9	En-suite 2	7'9" x 5'4"	2.35 x 1.63 m
10	Bedroom 3	11'4" x 7'9"	3.45 x 2.35 m
11	Bathroom	7'2" x 6'10"	2.18 x 2.08 m



Customers should note this illustration is an example of the Portman house type. All dimensions indicated are approximate and the furniture layout is for illustrative purposes only. Homes may be 'handed' (mirror image) versions of the illustrations, and may be detached, semi-detached or terraced. Materials used may differ from plot to plot including render and roof tile colours. Detailed plans and specifications are available for inspection for each plot at our Customer Experience Suite or Sales Centre during working hours and customers must check their individual specifications prior to making a reservation. Please note that the specification show in this plan may include optional upgrades from standard specification. Please speak with your Sales Consultant or visit MyRedrow for more information.

**KEY**  
◀ Dimensions start  
**LH** Loft hatch